



*ST. JOHN OF GOD CATHOLIC HOSPITAL
MABESSENEH, LUN SAR*

1

ADMINISTRATION AND HUMAN RESOURCE DEPARTMENT
MONTHLY REPORT: OCTOBER 2015

12/1/2015

Outline

- Human resource Information
- General Administration
- Analysis of statistical data

HR information

- Total staff as at 31st October 2015 was 136

Recruitments

- The hospital is currently in discussions with a retired midwife to engage her services as a nurse educator in the hospital. This is part of efforts to build the capacity of nurses in the hospital.
- Also discussions are ongoing to hire a retired American surgeon on a three year contract to serve as back up to the CUAMM Surgeons

HR Information – cont.

Education and training

- Three day in-service training on emergencies for nurses and other support staff
- Two day laboratory training on chemistry tests attended by Rebecca M'bayo (Lab tech) in Kenema
- Two day training on Psycho-social trauma attended by Mabinty Mattia (SECHN) in Freetown: organized by CHASL
- Two day training on malaria case control attended by Koniyo Sumana (SECHN), Isata Conteh (SECHN), Abdulai Alpha (CHO) in Makeni – organized by DHMT, Port Loko

Study Leave

- Two SECHNs, [Edward J Karmu](#) and [Kizito Kamara](#) who were pursuing a diploma in Anesthesia have currently graduated from the program. Their graduation ceremony is scheduled on 27th Nov. 2015. This means the hospital will now have three Anesthetists including Mustapha Kamara.

Update: General Administration

- Conclusion of the 2016 budget process locally.
- Visit of 13 men delegation from EU parliament and follow up visit by the Country Director of World Bank

Update on Partners

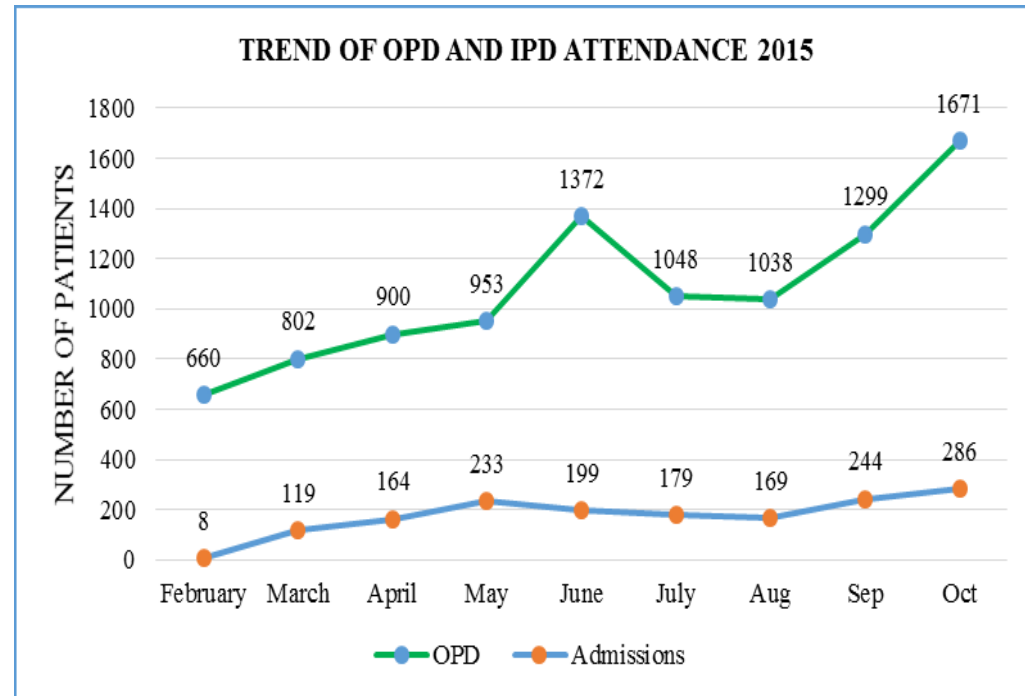
- **CDC & EHealth:** vaccination program concluded in Lunsar. Their communication office have expressed their thanks to the hospital for granting them the venue for the program.
- On going support from **CUAMM** in the Maternity and Theatre through skilled Human resource and financial support to the poor through the Samaritan fund. Since August, a total of **Le 11,469,500** has been paid from Samaritan fund for about 33 patients
- On going medicare support for under five children through the **Apadrina fund**. Since February. A total of **Le 130,182,003** for 613 children.
- **Marie stopes:** 2015 Quality Technical Assessment of the hospital scheduled on 18th November, 2015. this assessment is to certify that our institution qualifies to implement the Healthy baby project.
- Conclusion of the 2015 annual general meeting of **CHASL** on 31st October - hosted by our hospital.

Analysis of Statistics

- Trend of Outpatient and Inpatient attendance

SUMMARY OF ACTIVITY FOR OCTOBER 2015

1	Total OPD attendance	1671
2	Emergency	369
3	Admissions	269
4	Discharges	263
5	Deaths	17



Analysis of Statistics

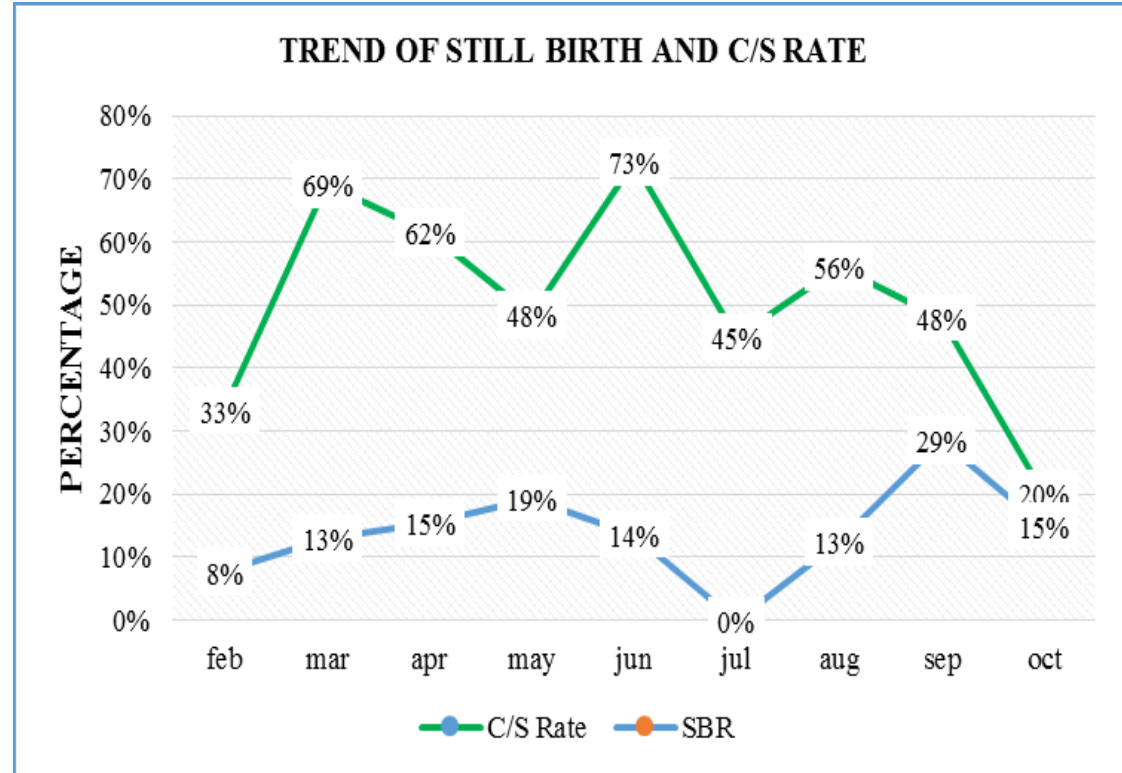
- Trend of ANC Visits



Analysis of Statistics – cont.

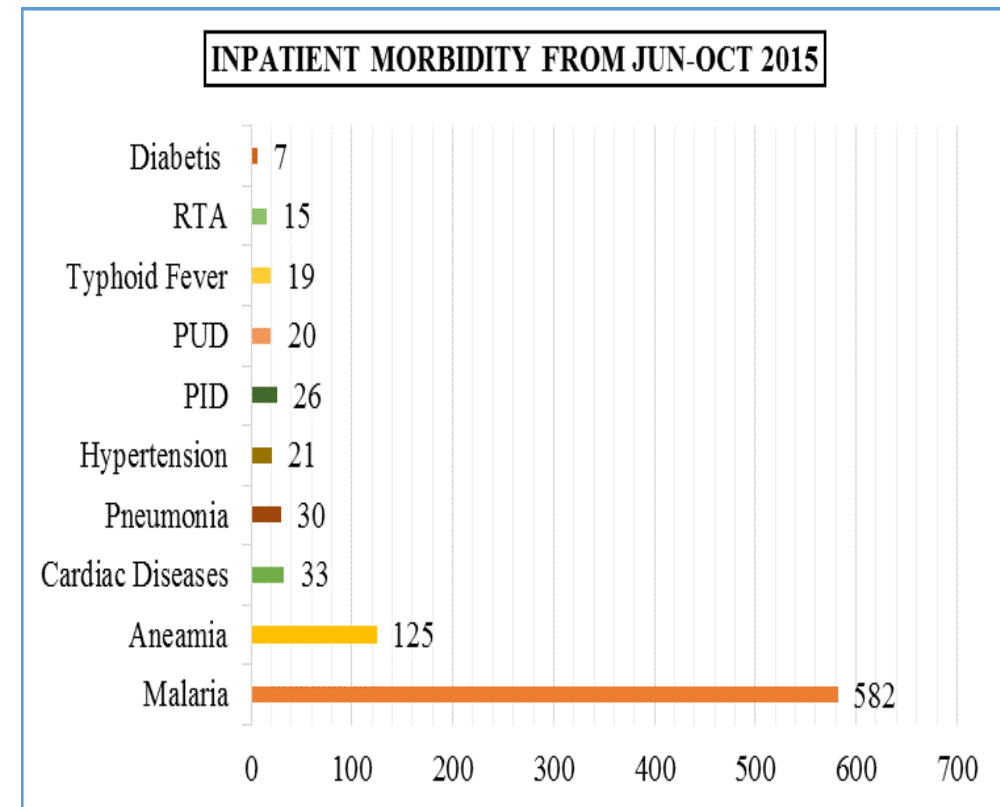
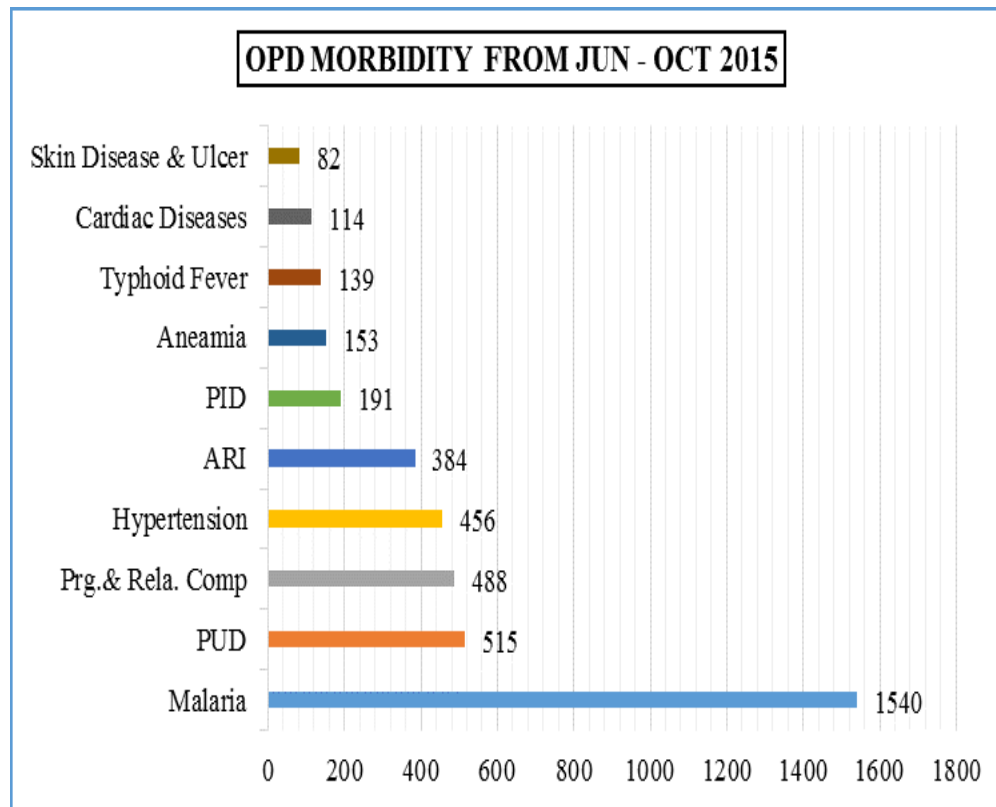
Safe Motherhood Statistics

Months	Total births	No. Maternal death
Jun	22	1
Jul	20	0
Aug	16	0
Sep	21	0
Oct	20	0



Analysis of Statistics – cont.

▪ Outpatient and Inpatient Morbidity: June – October 2015



Analysis of Statistics – cont.

Monthly Mortality Rate

CAUSES OF UNDER FIVE DEATHS: JUN - OCT 2015

Malaria	57
Aneamia	24
Pneumonia	3
Malnutrition	1
Sepsis	1
Measles	1
Total	87

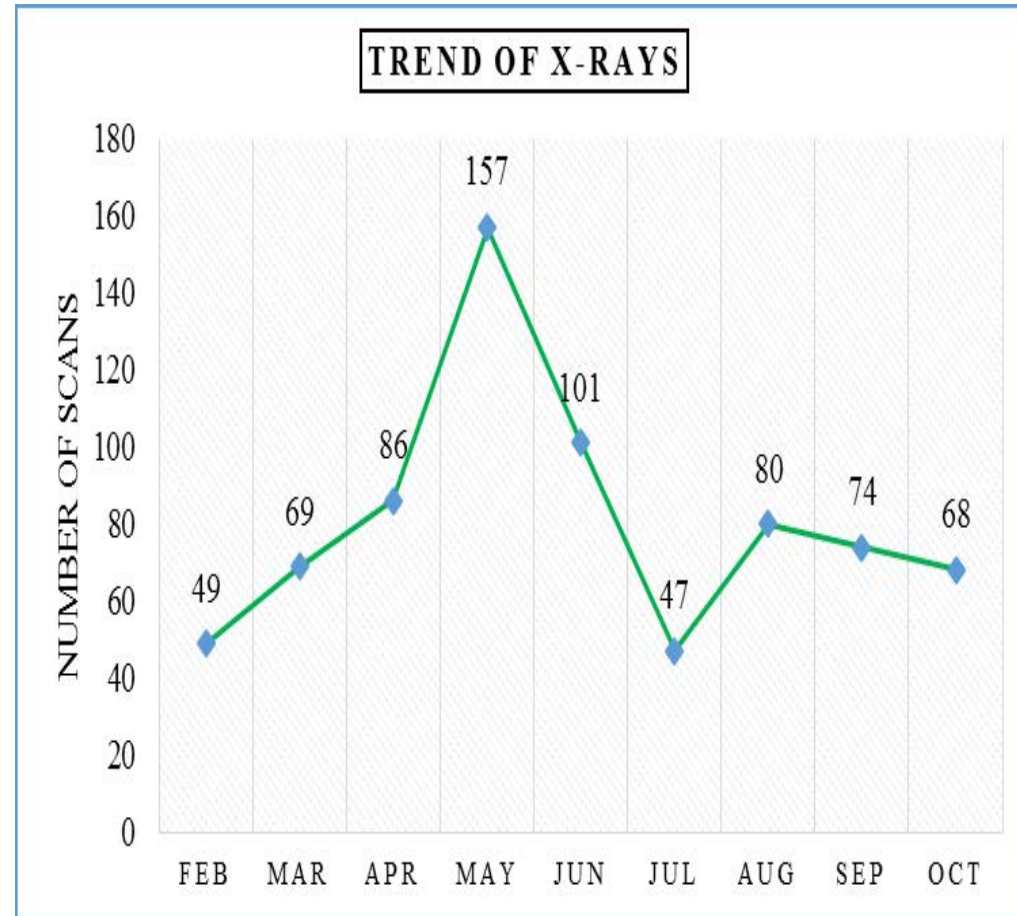
Monthly Mortality rate



Analysis of Statistics – cont.

▪ Showing Diagnostic Statistics

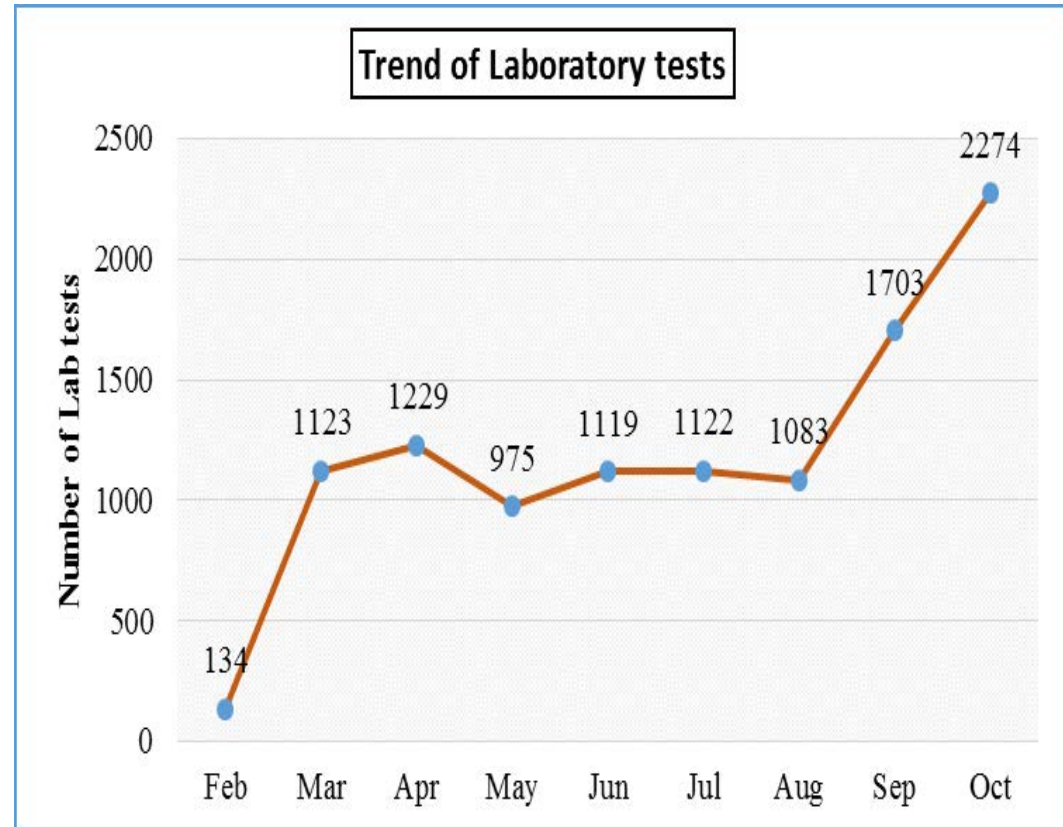
TYPE OF X-RAY IN OCT 2015	
Chest/Ribs	29
Cervical	1
Pelvis	3
Lumber/Sacral	1
Skull	2
Shoulder	2
Ankle	2
Leg	2
Forearm	4
Abdomen	4
Femur	4
Hand	6
Elbow	2
Clavicle	1
Lumber	1
Mandible	1
Face	1
H.S.G	1
Finger	1
Total	68



Analysis of Statistics – cont.

Showing Diagnostic Statistics

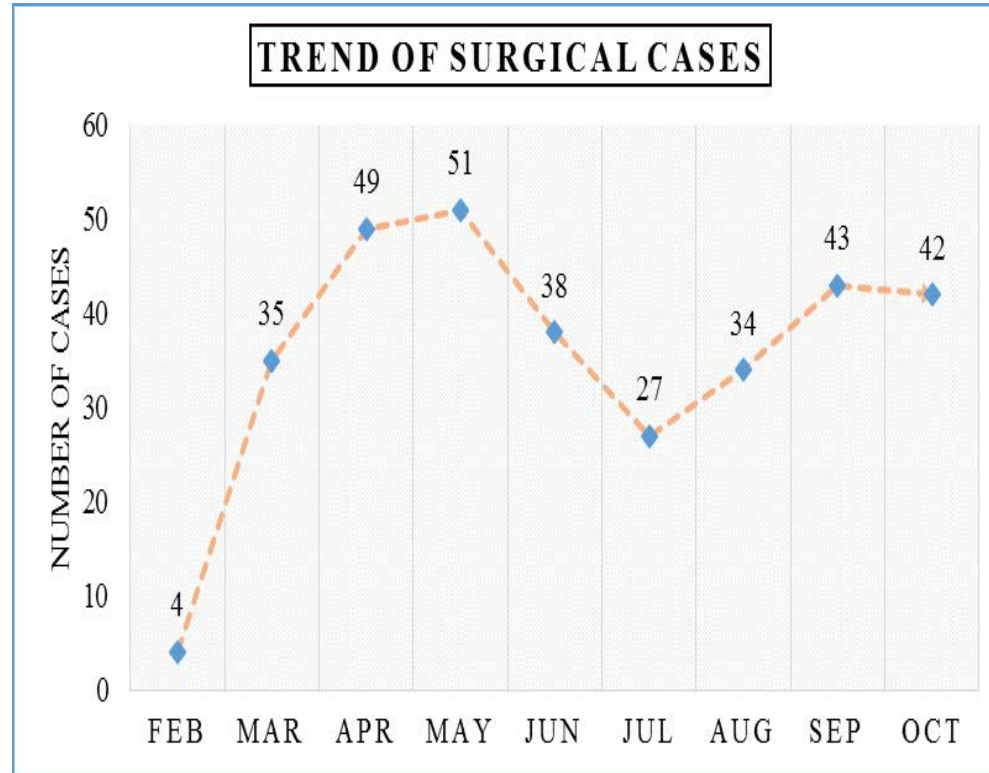
Months	ULTRASOUND	ECG
feb	116	0
mar	182	0
apr	172	0
may	157	0
jun	143	6
jul	102	0
aug	102	4
sep	105	3
oct	63	0



Analysis of Statistics – cont.

Surgical Interventions

Theater Cases for Oct 2015	
EOU OF ABORTION	8
HERNIA	6
Caesarean Section	4
Incision of Abscesse	4
Ampu. Of fing. & toes	3
Prostatectomy	2
Myomectomy	2
Steinman's Pinning	2
Secondary Sut. (Abno)	2
All. Othe. Min. ope	2
Others	7
TOTAL	42



Analysis of Statistics – cont.

Bedstate statistics October 2015

WARD	BED COMP	ADMIS	DISCH.	DEATHS	AV.B.DAY S	PATS.DA YS	ADO	%OCCUP	ALOS	TOPB	TOI	% D.RATE
MALE	10	29	31	1	310	194	6.3	62.6	6.1	3.2	3.6	3.1
FEMALE	10	43	47	0	310	215	6.9	69.4	4.6	4.7	2.0	0.0
PAEDIATRICS	20	158	143	16	620	631	20.4	101.8	4.0	8.0	-0.1	10.1
MATERNITY	10	39	42	0	310	93	3.0	30.0	2.2	4.2	5.2	0.0
TOTAL	50	269	263	17	1550	1133	36.5	73.1	4.0	5.6	1.5	6.1

Analysis of Statistics – cont.

TB Case	Jun-15	Jul-15	Aug-15	Sep-15	Oct-15
New Cases	6	0	5	6	18
Cases Defaulted	0	0	0	0	0
Cases Cured	0	0	0	0	0
Still on treatment	6	3	5	6	8
Re-infection	0	0	0	2	1
Death	1	0	0	0	0
TB + Hiv	1	1	1	0	0
Transferred In			1	2	3

Analysis of Statistics – cont.

▪ **Immunization and HIV/AIDS DATA for October 2015**

Immunization Data	No.	HIV/AIDS ACTIVITIES	No.
BCG	64	VCT No. Councelled	85
Penta 1	62	VCT No. Tested	85
Penta 3	18	VCT No. Tested Positive	8
Penta (total)	106	PMTCT No. Councelled	54
Polio 0	64	PMTCT No. Tested	54
Polio 3	18	PMTCT No. Tested Positive	2
Polio (total)	170	All Other HIV Tested	0
Measles	0	All Other HIV Tested Positive	0
Yellow Fever	0	No. on ART Treatment	2
TT	56	No. on ART Treatment Referred	1
PCV	106		
ROTA	88		
VIT. A	42		

- Resumption in the use of inpatient private room
- Increase in number of beds at Pediatric ward to 25 by December 2015.
- Number of beds in Male ward increased to 15 on 10th November 2015
- Usage of Samaritan fund

THE END

- THANK YOU